



HOT

Meeting Pod

The **MEETING POD** is designed to provide a private and independent space in an open environment. It can be used for temporary office, chat meeting or personal leisure. The closed space can effectively reduce sound and ensure information privacy.

» CATALOGUE «

30.4dB
Class A Soundproofing

1-person Meeting Pod



MPD114-SR



MPD114



EPD104



EPD105

2-person Meeting Pod



MPD214



EPD204

2~4-person Meeting Pod



MPD214-MAX

4-person Meeting Pod



MPD414-S



SPD404



MPD414EW

30.4dB

Class A Soundproofing

MEETING POD

| | | | |
|---|--|--|--------------------|
| Product Size (WxDxH) 1050 x 1052 x 2300 mm 41.3" x 41.4" x 90.6" | | Inner Size (WxDxH) 896 x 1021 x 2100 mm 35.3" x 40.2" x 82.7" | |
| Pod Load Capacity 150kg / 330lbs | Sound Insulation 30.4dB(ISO23351) | G.W. / N.W. 444kg / 323kg 979lbs / 712lbs | |
| Build-in Desk Size 800 x 360 x 25mm / 31.5" x 14.2" x 1" | | Desk Load Capacity 20kg / 44lbs | |
| Ventilation 1 fan | Lighting Color temperature: 4000K Light output: 1200 Lm | Device Charging USB-C/USB-A 65W fast charging | |
| Installation Time 40 minutes, 2 people | Q40'HQ 38 | Q40'GP 19 | Q20'ft 9 |



Features



Adjustable-speed
low-noise fan

Occupancy light

4000K LED light



Integrated socket
65W fast charging

Sensor

Desk

Chenille wrapped
fabric interior

Air outlet

Carpet

Exterior PVC film

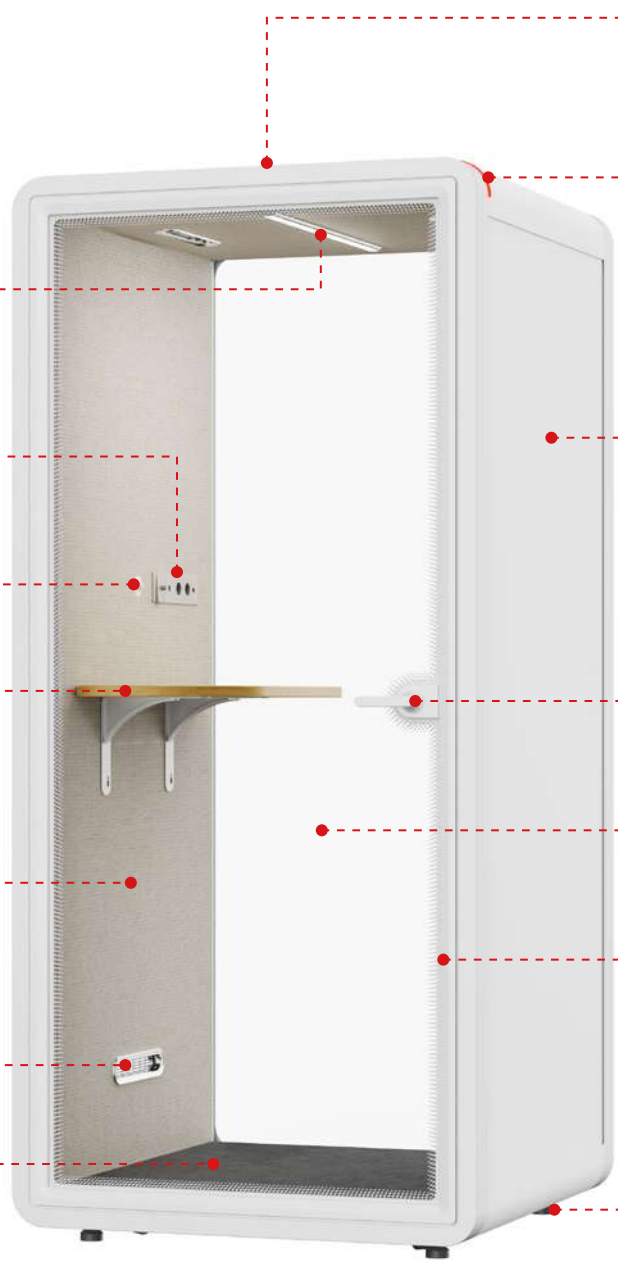
Mechanical door lock

5+5mm Laminated glass

Double-layer sealed
structure door frame




Adjustable foot pads
and casters

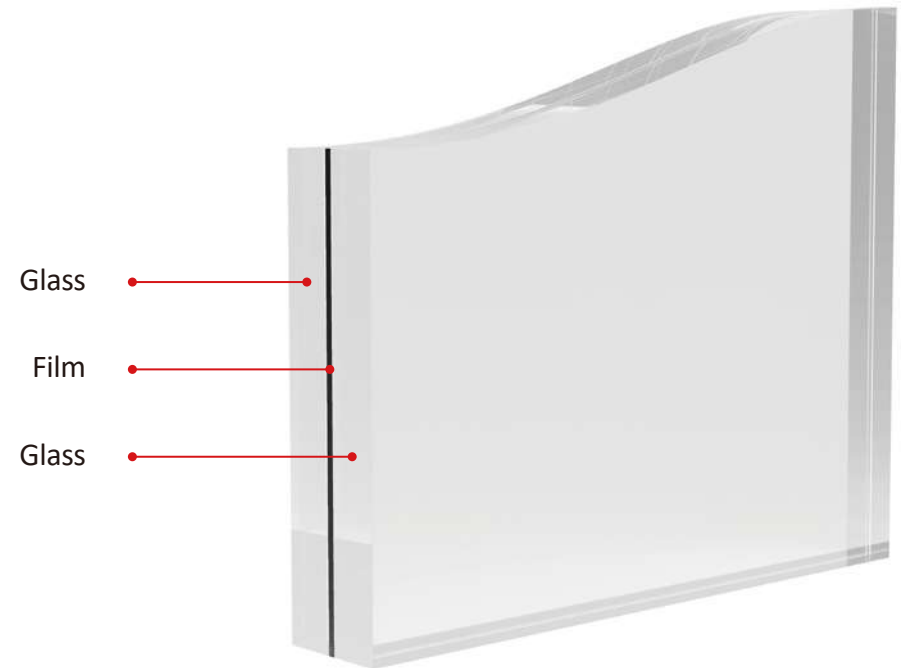


Structure Material

Wall



Laminated Glass



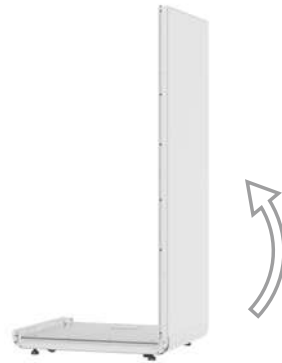
Installation Steps

6 simple modules for quick assembly

1. Install the bottom plate



2. Install the right wall



3. Place the left wall



4. Uplift the top plate and install it



5. Install the front door frame



6. Install the rear door frame



7. Install electrical appliances and sound absorbing cotton



8. Install table and door handle




Color Schemes

Interior Finish Color

Fabric



Frame Color



Exterior Finish Color

PVC Film




Additional Options

(Extra Fee)



Lifting table



Closed Backside



Smart Glass



Furniture Combination

Combination 1



YZ223

Height Range
600-800 mm / 23.6"-31.5"

Backrest Height
240 mm / 9.4"

Cushion Size (WxD)
370 x 330 mm / 14.6" x 12.9"

Combination 2



YZ277

Height Range
620-840 mm / 24.4"-33.1"

Backrest Height
240 mm / 9.4"

Cushion Size (WxD)
460 x 400 mm / 18.1" x 15.8"

Combination 3



F218BU

Product Dimension (LxWxH)
(717-785) x 500 x (935-1165) mm
28.2" x 30.9" x (36.8-45.9)"

Seat Height Adjustment
716-946 mm / 28.2"-37.2"

Max. user weight
100kg / 220lbs

Usage Scenario



Usage Scenario



MEETING POD

Product Size (WxDxH)

1050 x 1050 x 2300 mm
41.3" x 41.3" x 90.6"

Inner Size (WxDxH)

900 x 950 x 2110 mm
35.4" x 37.4" x 83.1"

Pod Load Capacity

150kg / 330lbs

Sound Insulation

26.8dB (ISO23351)

G.W. / N.W.

434kg / 313kg
957lbs / 690lbs

Build-in Desk Size

800 x 360 x 25mm / 31.5" x 14.2" x 0.9"

Desk Load Capacity

25kg / 55lbs

Ventilation

2 fans

Device Charging

USB-C/USB-A
65W fast charging

Installation Time

40 minutes, 2 people

Q40'HQ

38

Q40'GP

19

Q20'ft

9



Features



Speed regulating fan

Occupancy light

Built-in lighting

Sensor



Integrated socket

65W fast charging

Desk

Acoustic panel

Carpet



Adjustable foot pads and casters

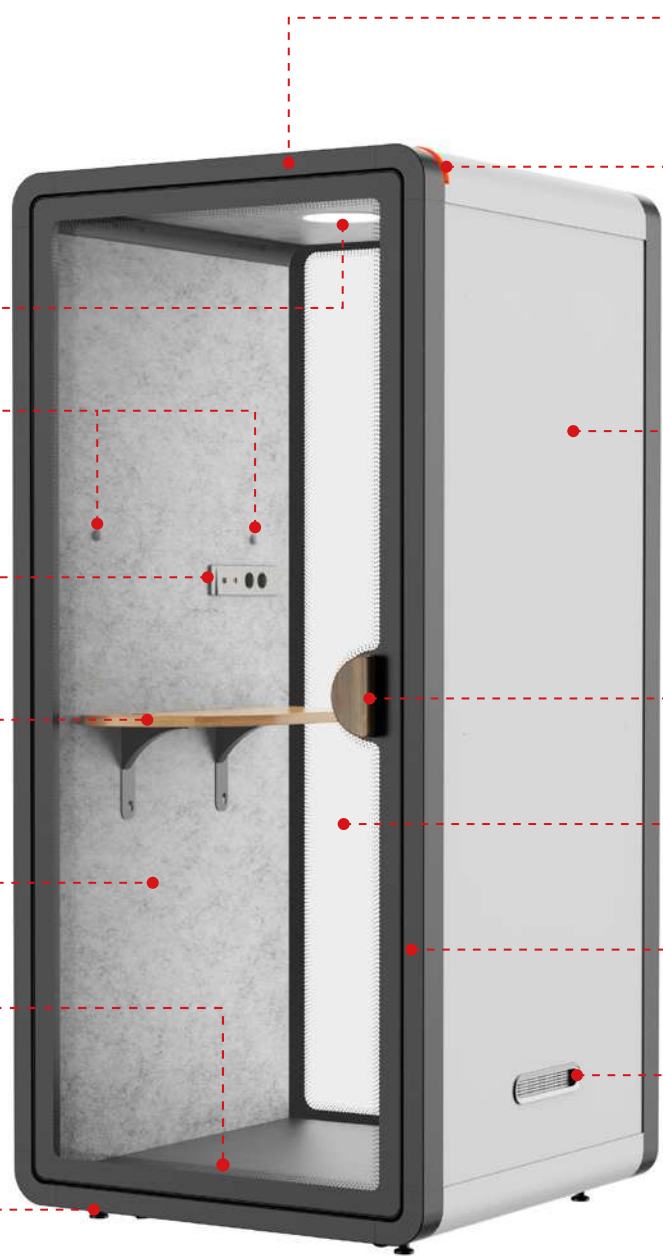
Exterior PVC film

Wooden door handle

Double toughened glass


Aluminum frame

Air outlet

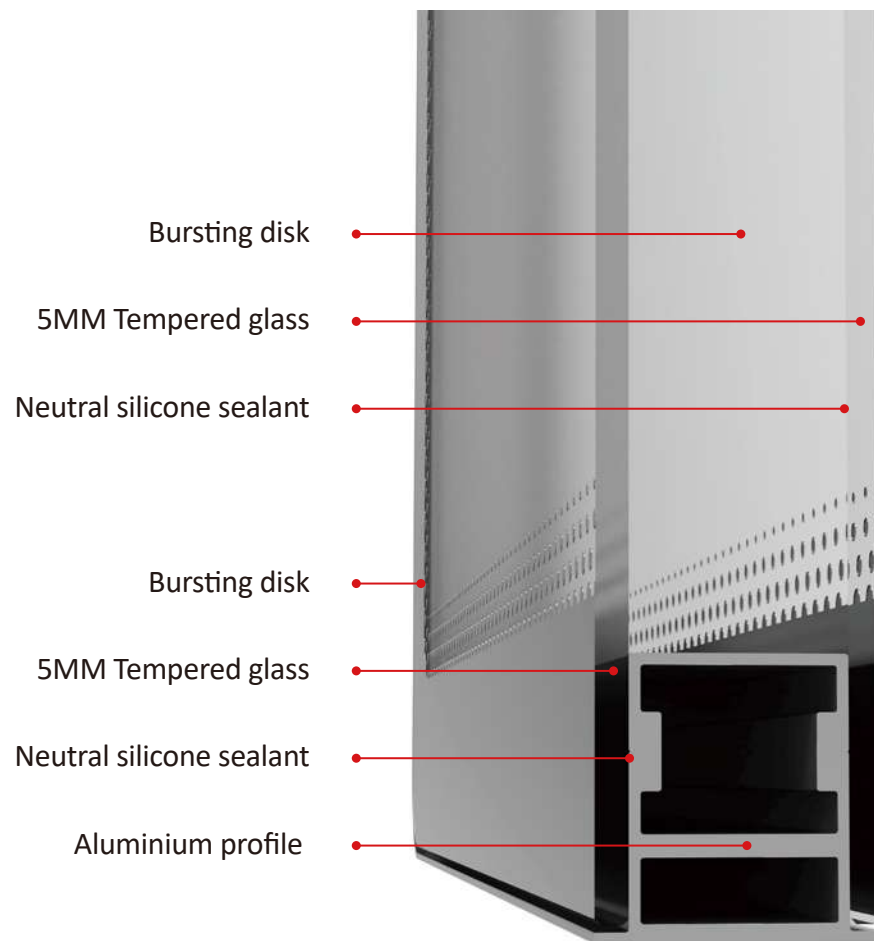


Structure Material

Wall



Double Glazing



Installation Steps

6 simple modules for quick assembly

1. Install the bottom plate



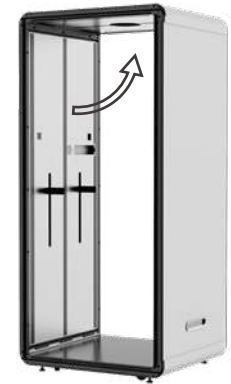
2. Install the right wall



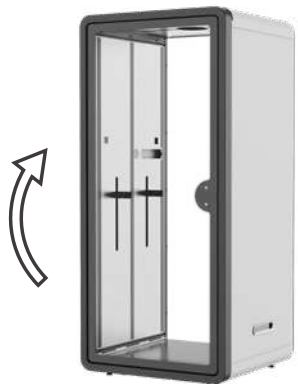
3. Place the left wall



4. Uplift the top plate and install it




5. Install the front door frame



6. Install the rear door frame



7. Install electrical appliances and sound absorbing cotton



8. Install table and door handle



Color Schemes

Interior Finish Color

Acoustic Panel



Silver

Gray

Black



Cream White

Dark Blue

Blue



Frame Color



White

Black

Exterior Finish Color

PVC Film



White

Gray

Black



Green

Blue

Orange

Additional Options

(Extra Fee)

Interior Finish Color

Fabric



Gray



Cream White



Pink Brown



Tan



Dark Green



Green



Dark Blue



Light Blue



Lifting table



Closed Backside



Smart Glass



Furniture Combination

Combination 1



YZ223

Height Range

600-800 mm / 23.6"-31.5"

Backrest Height

240 mm / 9.4"

Cushion Size (WxD)

370 x 330 mm / 14.6" x 12.9"

Combination 2



YZ277

Height Range

620-840 mm / 24.4"-33.1"

Backrest Height

240 mm / 9.4"

Cushion Size (WxD)

460 x 400 mm / 18.1" x 15.8"

EPD-EA01

Type

Magnetic black board, shelf, box, Chalk Eraser, Writing Pen, Magnetic Storage Box, Convenient Magnet, Rag



Combination 3



F218BU

Product Dimension (LxWxH)

(717-785) x 500 x (935-1165) mm
28.2" x 30.9" x (36.8-45.9)"

Seat Height Adjustment

716-946 mm / 28.2"-37.2"

Max. user weight

100kg / 220lbs

EPD-EA01

Type

Magnetic black board, shelf, box, Chalk Eraser, Writing Pen, Magnetic Storage Box, Convenient Magnet, Rag



Usage Scenario



Usage Scenario



Usage Scenario



Silence Booth

Product Size (WxDxH)

1000 x 890 x 2240 mm
39.4" x 35" x 88.2"

Inner Size (WxDxH)

860 x 830 x 2040 mm
33.9" x 32.7" x 30.3"

Pod Load Capacity

130kg / 287lbs

Sound Insulation

25dB (±5dB)

G.W. / N.W.

385kg / 311kg
849lbs / 686lbs

Build-in Desk Size

760 x 300mm / 29.9" x 11.8"

Desk Load Capacity

20kg / 44lbs

Ventilation

2 fans

Device Charging

USB-C/USB-A
65W fast charging

Installation Time

35 minutes, 2 people

Q40'HQ

34

Q40'GP

18

Q20'ft

8



Features



Speed regulating fan

Occupancy light

Built-in lighting

Sensor



Integrated socket

65W fast charging

Desk

Acoustic panel

Carpet



Adjustable foot pads and casters

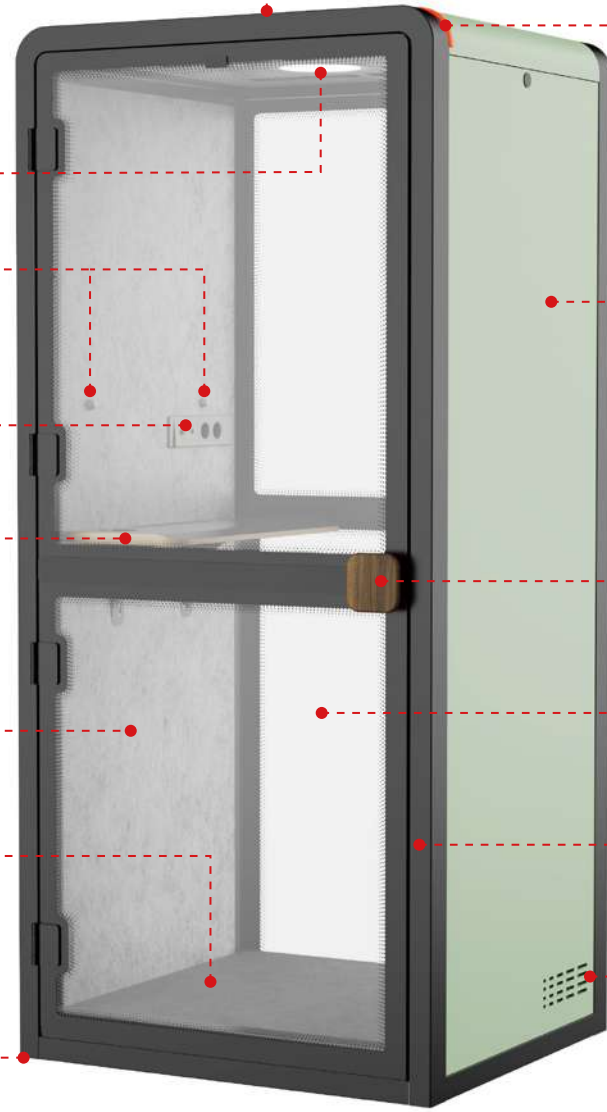
Exterior PVC film

Wooden door handle

10mm Tempered glass


Aluminum frame

Air outlet

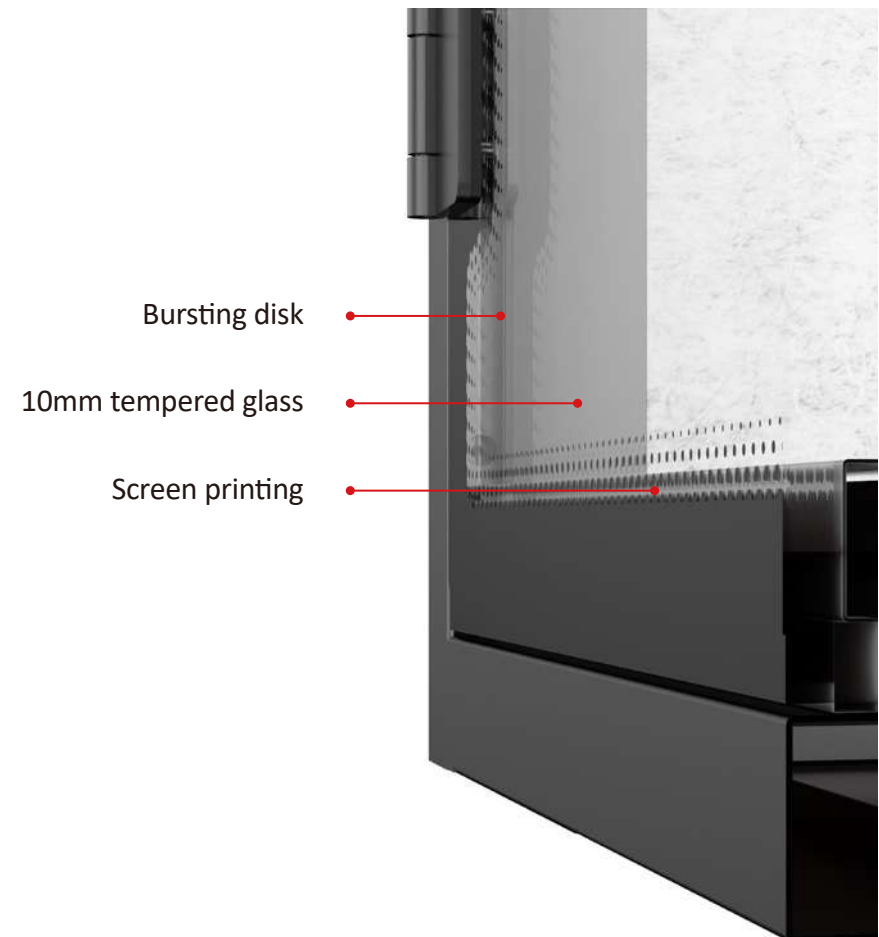


Structure Material

Wall



Glass Door



Installation Steps

One-touch lifting enables easy installation



1. Arrival status



2. Install the top cover



3. Lift the cabin body



4. Install the side panel



5. Install the backplane



6. The installation is complete

Features



Adjustable Foot Pads and Casters

Equipped with casters at the bottom, it can be moved freely and easily, making transportation effortless. It is compatible with most elevators and can be placed flexibly without any hassle.

Color Schemes & Additional Options

Interior Finish Color

Acoustic Panel



Silver

Gray

Black




Cream White


Dark Blue

Blue

Lifting table (Extra Fee)



Frame Color




White

Black

Exterior Finish Color

PVC Film



White

Gray

Black



Green

Blue

Orange

Furniture Combination

Combination 1



Combination 2



Combination 3



YZ223

Height Range
600-800 mm / 23.6"-31.5"

Backrest Height
240 mm / 9.4"

Cushion Size (WxD)
370 x 330 mm / 14.6" x 12.9"



YZ277

Height Range
620-840 mm / 24.4"-33.1"

Backrest Height
240 mm / 9.4"

Cushion Size (WxD)
460 x 400 mm / 18.1" x 15.8"



F218BU

Product Dimension (LxWxH)
(717-785) x 500 x (935-1165) mm
28.2" x 30.9" x (36.8-45.9)"

Seat Height Adjustment
716-946 mm / 28.2"-37.2"

Max. user weight
100kg / 220lbs

Usage Scenario



Usage Scenario



Silence Booth

| | | |
|---|--|---|
| Product Size (WxDxH) 1000 x 1000 x 2300 mm 39.4" x 39.4" x 90.6" | | Inner Size (WxDxH) 860 x 930 x 2050 mm 33.9" x 36.6" x 80.7" |
| Pod Load Capacity 130kg / 287lbs | Sound Insulation 25dB (±5dB) | G.W. / N.W. 410kg / 340kg 904lbs / 750lbs |
| Build-in Desk Size 760 x 300mm / 29.9" x 11.8" | Desk Load Capacity 20kg / 44lbs | |
| Ventilation 2 fans | Device Charging USB-C/USB-A 65W fast charging | Installation Time 35 minutes, 2 people |
| Q40'HQ 34 | Q40'GP 16 | Q20'ft 8 |




Features

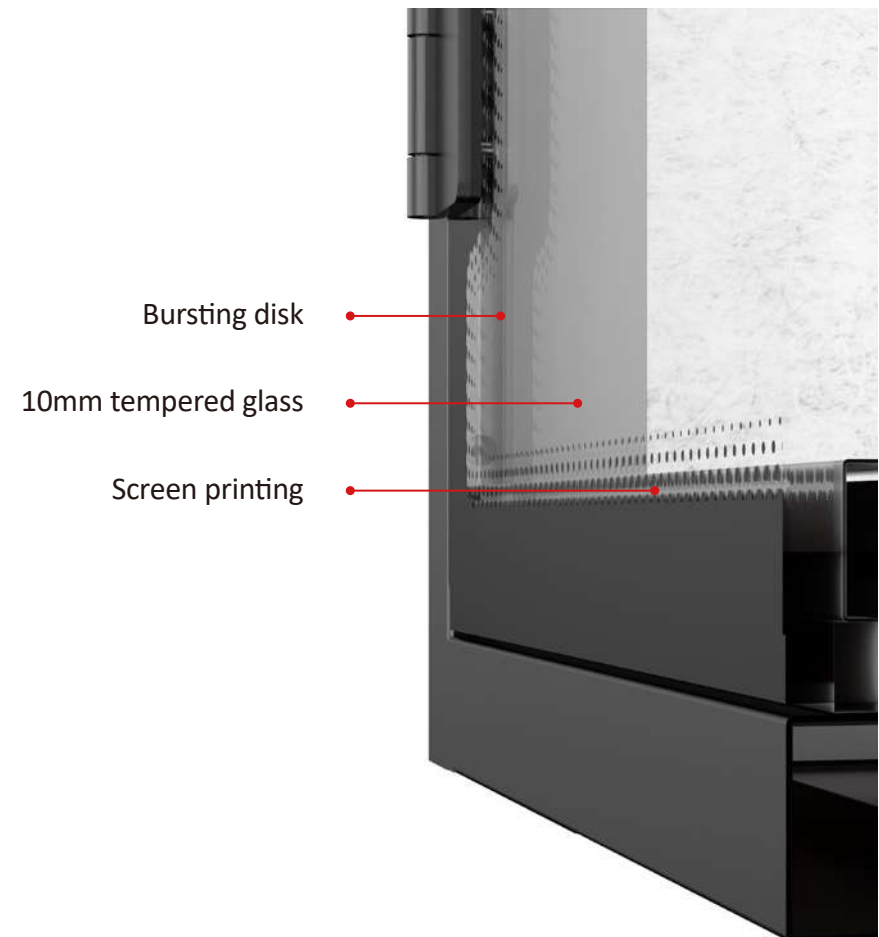


Structure Material

Wall



Glass Door



Installation Steps

One-touch lifting enables easy installation



1. Arrival status



2. Install the top cover



3. Lift the cabin body



4. Install the side panel



5. Install the backplane



6. The installation is complete

Features



Adjustable Foot Pads and Casters

Equipped with casters at the bottom, it can be moved freely and easily, making transportation effortless. It is compatible with most elevators and can be placed flexibly without any hassle.

Color Schemes & Additional Options

Interior Finish Color

Acoustic Panel



Silver

Gray

Black





Cream White

Dark Blue

Blue

Lifting table (Extra Fee)



Frame Color




White

Black

Exterior Finish Color

PVC Film



White

Gray

Black



Green

Blue

Orange

Furniture Combination

Combination 1



YZ223

Height Range
600-800 mm / 23.6"-31.5"

Backrest Height
240 mm / 9.4"

Cushion Size (WxD)
370 x 330 mm / 14.6" x 12.9"



YZ277

Height Range
620-840 mm / 24.4"-33.1"

Backrest Height
240 mm / 9.4"

Cushion Size (WxD)
460 x 400 mm / 18.1" x 15.8"



EPD-EA01

Type
Magnetic black board, shelf, box,
Chalk Eraser, Writing Pen,
Magnetic Storage Box,
Convenient Magnet, Rag

Combination 2



F218BU

Product Dimension (LxWxH)
(717-785) x 500 x (935-1165) mm
28.2" x 30.9" x (36.8-45.9)"

Seat Height Adjustment
716-946 mm / 28.2"-37.2"

Max. user weight
100kg / 220lbs



EPD-EA01

Type
Magnetic black board, shelf, box,
Chalk Eraser, Writing Pen,
Magnetic Storage Box,
Convenient Magnet, Rag

Usage Scenario



Usage Scenario



MEETING POD

Product Size (WxDxH)

1600 x 1340 x 2300 mm
63" x 52.7" x 90.6"

Inner Size (WxDxH)

1452 x 1290 x 2080 mm
57.2" x 50.8" x 81.9"

Pod Load Capacity

400kg / 882lbs

Sound Insulation

27dB (±5dB)

G.W. / N.W.

573kg / 437kg
1263lbs / 963lbs

Installation Time

95 minutes, 2 people

Ventilation

2 fans

Lighting

Color temperature: 4000K
Light output: 1200 Lm

Device Charging

USB-C/USB-A
65W fast charging

Q40'HQ

24

Q40'GP

12

Q20'ft

6



Features



Speed regulating fan

Occupancy light

Exterior PVC film

Wooden door handle

5+5mm Laminated glass

Aluminum frame

Carpet

Strip lighting

Sensor



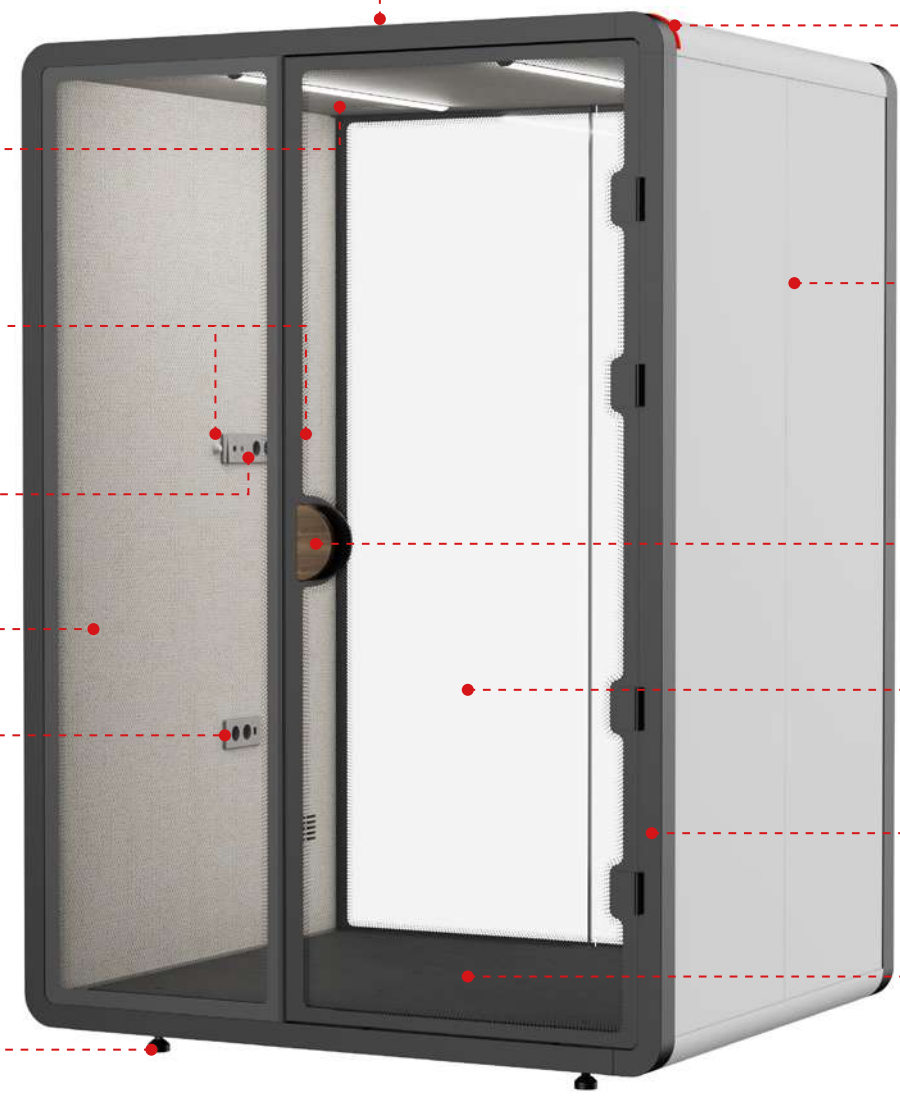
Integrated socket
65W fast charging

Acoustic panel

Socket




Adjustable foot pads
and casters

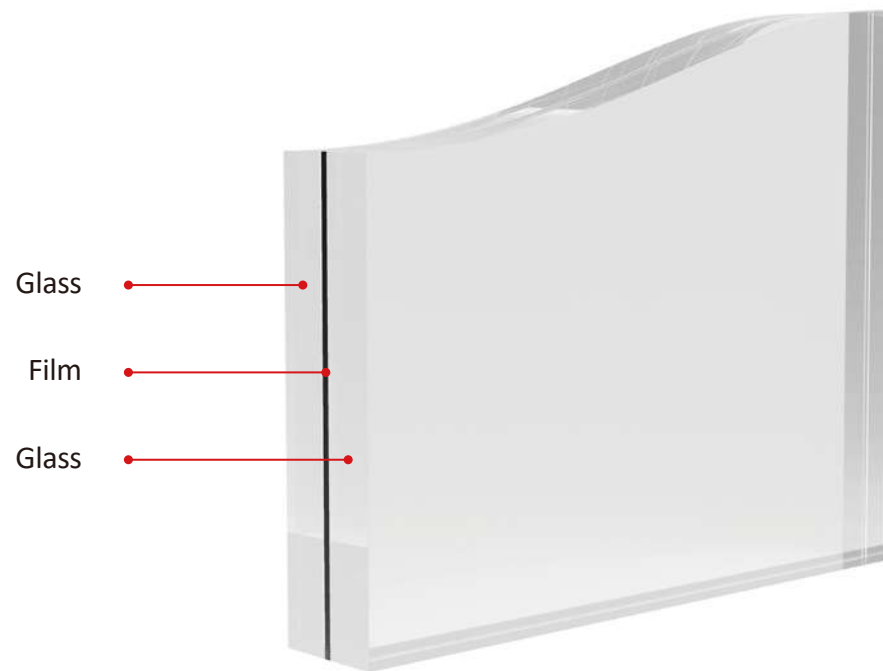


Structure Material

Wall



Laminated Glass



Installation Steps

1. Install the base and adjust the support feet



2. Install the walls on both sides synchronously and in sequence



3. Complete the installation of the left and right walls



4. Connect the top frame and install the top wall



5. Install the front fixed glass



6. Install the rear glass



7. Install the door glass and door handle



8. Install the interior fabric panels and electronic devices




Color Schemes

Interior Finish Color

Fabric



Frame Color




Exterior Finish Color

PVC Film



Furniture Combination



EPD-TB04

Product Size (WxD)

1150 x 400 mm
45.3" x 15.8"

Material

Rubber wood

MSF104-FRP

Product Size (WxD)

556 x 550 x 550 mm
21.9" x 21.7" x 21.7"

Material

Fabric

Usage Scenario



Usage Scenario



MEETING POD

Product Size (WxDxH)

1500 x 1020 x 2240 mm
59.1" x 40.2" x 88.2"

Inner Size (WxDxH)

1360 x 950 x 2040 mm
53.5" x 37.4" x 80.3"

Pod Load Capacity

200kg / 440lbs

Sound Insulation

25dB (±5dB)

N.W.

360kg / 720lbs

Installation Time

50 minutes, 2 people

Ventilation

2 fans

Device Charging

USB-C/USB-A 65W fast charging

Q40'HQ

26

Q40'GP

14

Q20'ft

7



Features



Speed regulating fan

Occupancy light

Built-in lighting

Sensor



Integrated socket
65W fast charging

Exterior PVC film

Wooden door handle

Acoustic panel

10mm Tempered glass

Socket

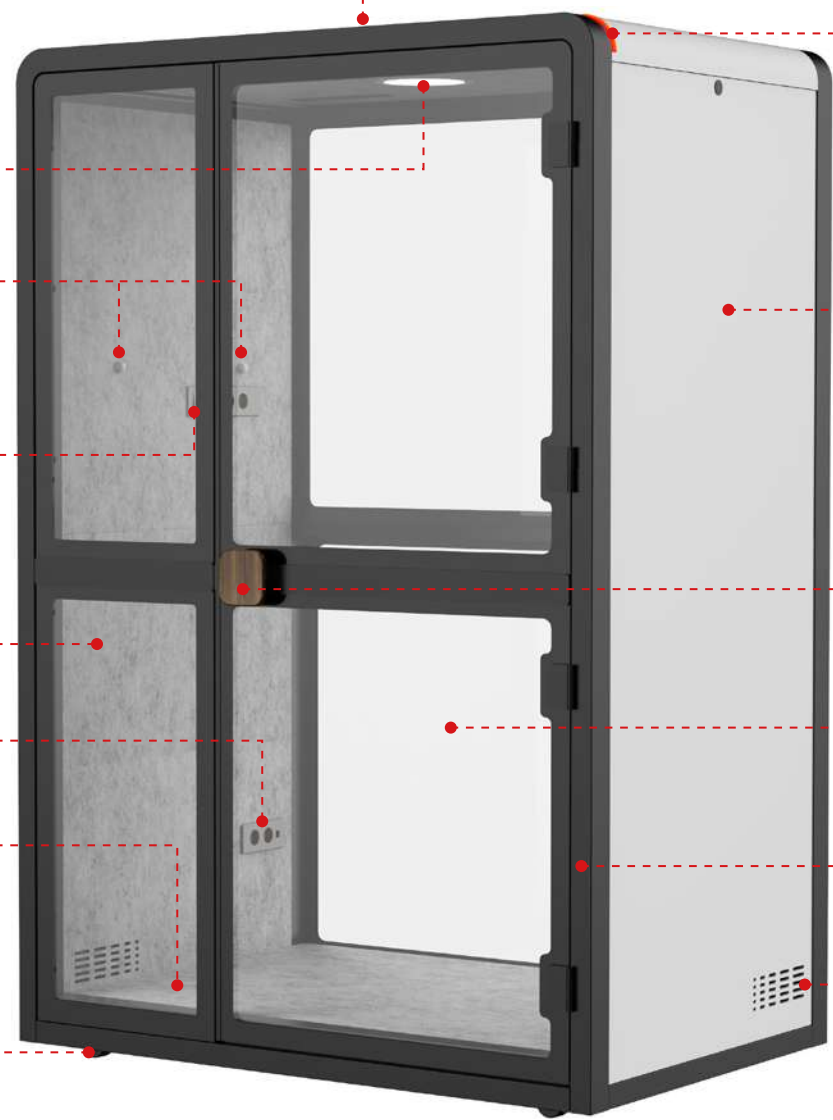
Aluminum frame

Carpet

Air outlet




Adjustable foot pads
and casters

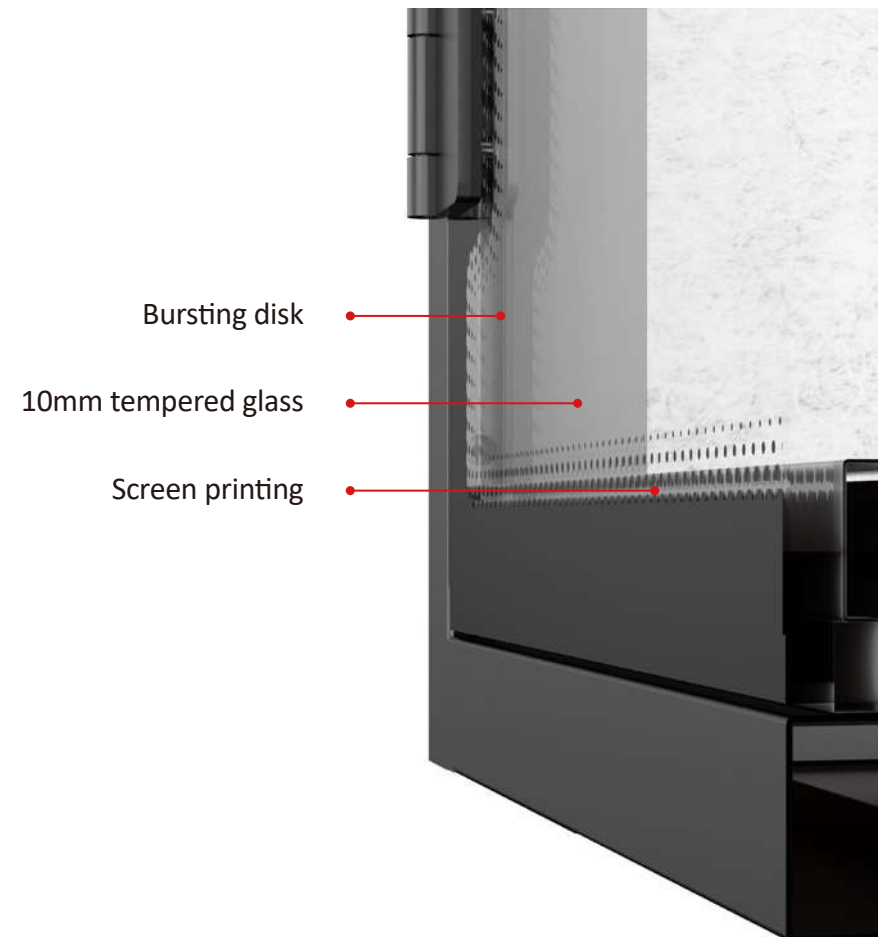


Structure Material

Wall



Glass Door



Installation Steps

One-touch lifting enables easy installation



1. Arrival status



2. Install the top cover



3. Lift the cabin body



4. Install the side panel



5. Install the rear glass



6. Install the front fixed glass



7. Install the door glass and door handle

Color Schemes



Interior Finish Color

Acoustic Panel



Silver

Gray

Black




Cream White

Dark Blue

Blue

Frame Color




White

Black

Exterior Finish Color

PVC Film



White

Gray

Black



Green

Blue

Orange

Furniture Combination



EPD-TB02S

Product Size (WxD)

1355 x 300 mm / 53.4" x 11.8"

Material

Rubber wood

YZ223

Height Range

600-800 mm / 23.6"-31.5"

Backrest Height

240 mm / 9.4"

Cushion Size (WxD)

370 x 330 mm / 14.6" x 12.9"

Usage Scenario



Usage Scenario



MEETING POD

Product Size (WxDxH)

1600 x 1900 x 2300 mm
63" x 74.8" x 90.6"

Inner Size (WxDxH)

1452 x 1855 x 2080 mm
57.2" x 73" x 81.9"

Pod Load Capacity

400kg / 880lbs

Sound Insulation

28dB (±5dB)

G.W. / N.W.

663kg / 525kg
1462lbs / 1157lbs

Installation Time

2 hours, 2 people

Ventilation

4 fans

Lighting

Color temperature: 4000K
Light output: 1200 Lm

Device Charging

USB-C/USB-A
65W fast charging

Q40'HQ

24

Q40'GP

12

Q20'ft

6



Features



Speed regulating fan

Occupancy light

4000K Strip lighting

Sensor



Integrated socket
65W fast charging

Acoustic panel

Socket



Adjustable foot pads
and casters

Exterior PVC film

Wooden door handle

5+5mm Laminated glass


Aluminum frame

Carpet

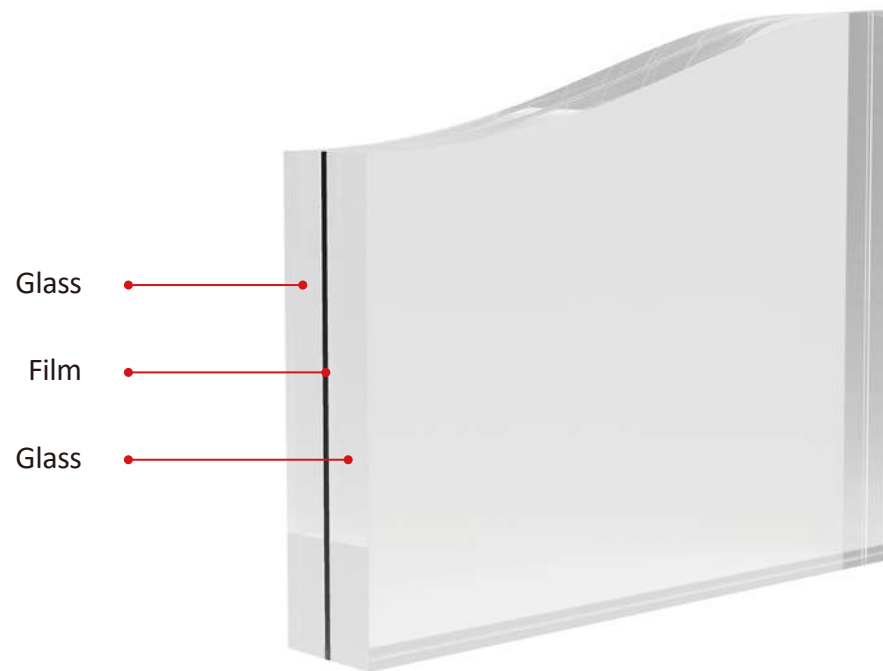


Structure Material

Wall



Laminated Glass



Installation Steps

1. Install the base and adjust the support feet



2. Install the walls on both sides synchronously and in sequence



3. Complete the installation of the left and right walls



4. Connect the top frame and install the top wall



5. Install the front fixed glass



6. Install the rear glass



7. Install the door glass



8. Install the interior fabric panels and electronic devices



Color Schemes




Interior Finish Color

Fabric



Frame Color



Exterior Finish Color

PVC Film



Furniture Combination



F214DT-A

Product Dimension (LxWxH)

955 x 590 x (810-1190) mm / 37.6" x 23.2" x (31.9-46.9)"

Desktop Size

580 x 510 mm / 22.8" x 20.1"

Desktop Back-Forward Adjustment

200 mm / 7.9"

Seat Height Adjustment

680-930 mm / 26.8-36.6"

Desktop Height Adjustment

810-1190 mm / 31.9-46.9"

Load Capacity

135 kg / 300 lbs

Desktop Weight Capacity

25 kg / 55 lbs

Usage Scenario



Usage Scenario



MEETING POD

Product Size (WxDxH)

2200 x 1340 x 2300 mm
86.6" x 52.8" x 90.6"

Inner Size (WxDxH)

2050 x 1295 x 2080 mm
80.7" x 51.0" x 81.9"

Pod Load Capacity

520kg / 1146lbs

Sound Insulation

28dB (±5dB)

G.W. / N.W.

700kg / 535kg
1543lbs / 1179lbs

Installation Time

2.5 hours, 2 people

Ventilation

4 fans

Lighting

Color temperature: 4000K
Light output: 1200 Lm

Device Charging

USB-C/USB-A
65W fast charging

Q40'HQ

24

Q40'GP

12

Q20'ft

6



Features



Speed regulating fan

Occupancy light

Exterior PVC film

Wooden door handle

5+5mm Laminated glass

Aluminum frame

Carpet

4000K Strip lighting

Sensor



Integrated socket
65W fast charging

Acoustic panel

Socket




Adjustable foot pads
and casters

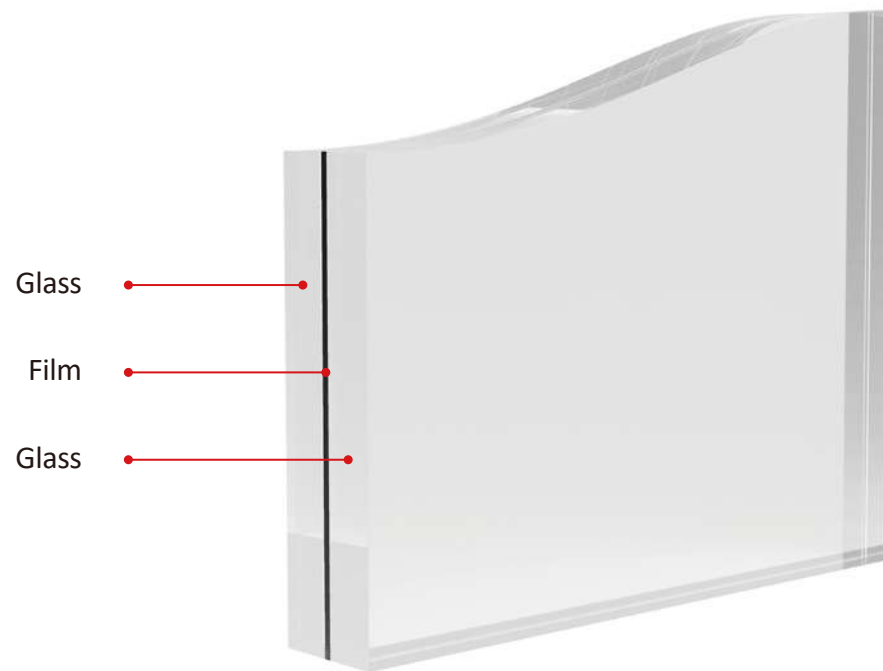


Structure Material

Wall



Laminated Glass



Installation Steps

1. Install the base and adjust the support feet



2. Install the walls on both sides synchronously



3. Complete the installation of the left and right walls



4. Connect the top frame and install the top wall



5. Install the front fixed glass



6. Install the rear glass



7. Install the door glass



8. Install the interior fabric panels and electronic devices



Color Schemes




Interior Finish Color

Fabric



Frame Color



Exterior Finish Color

PVC Film



Furniture Combination



EPD-TB01S

Product Size (WxD)

895 x 600 mm / 35.2" x 23.6"

Material

Particle board

EPD-SF02S

Product Size (WxD)

1200 x 550 mm / 47.2" x 21.7"

Material

Fabric

Usage Scenario



Usage Scenario



MEETING POD

Product Size (WxDxH)

2200 x 1650 x 2300 mm
86.6" x 65" x 90.6"

Inner Size (WxDxH)

2050 x 1590 x 2080 mm
80.7" x 62.6" x 81.9"

Pod Load Capacity

600kg / 1322lbs

Sound Insulation

27.6dB (ISO23351)

G.W. / N.W.

780kg / 650kg
1718lbs / 1433lbs

Installation Time

3 hours, 2 people

Device Charging

USB-C/USB-A 65W fast charging



Features



Speed regulating fan

Occupancy light

Air outlet

Exterior PVC film

Wooden door handle

Magnetic door

5+5mm Laminated glass

Aluminum frame

Carpet

LED light

Sensor



Integrated socket

65W fast charging

Acoustic panel

Socket




Adjustable foot pads
and casters

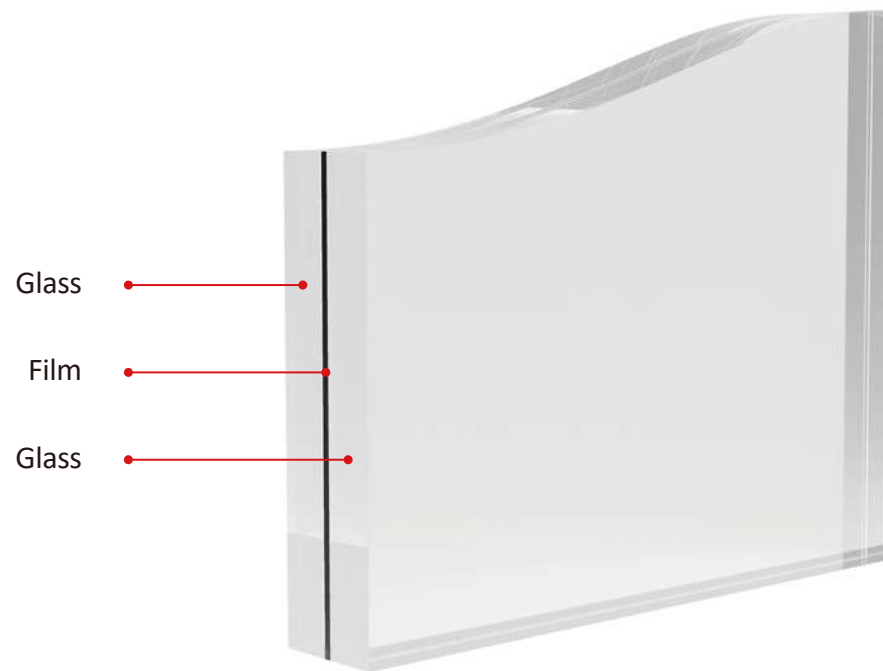


Structure Material

Wall



Laminated Glass



Installation Steps

Built-in electric lifting column assisted assembly

1. Install the base frame



2. Install the lifting columns



3. Install the ceiling panel and then activate the one-touch lift



4. Install the four corner posts



5. Install the rear glass



6. Install the side panel



7. Install the front glass



8. Install the interior fabric panels



Color Schemes

Interior Finish Color

Fabric



Frame Color



Exterior Finish Color

PVC Film



Furniture Combination



EPD-TB01

Product Size (WxD)
1200 x 600 mm / 47.2" x 23.6"

Material
Particle board

EPD-SF02

Product Size (WxD)
1400 x 550 mm / 55.1" x 21.7"

Material
Fabric

Usage Scenario



Usage Scenario



MEETING POD

Product Size (WxDxH)

2100 x 1650 x 2185 mm
82.7" x 65" x 86"

Inner Size (WxDxH)

1964 x 1513 x 2108 mm
77.3" x 59.6" x 83"

G.W. / N.W.

500kg / 380kg
1102lbs / 838lbs

Installation Time

2.5 hours, 2 people

Ventilation

4 fans

Lighting

Color temperature: 4000K
Light output: 1200 Lm

Device Charging

USB-C/USB-A 65W fast charging

Q40'HQ

34

Feature

No rear wall or base



Features



Speed regulating fan

Occupancy light

Aluminum frame

No backwall*

Wooden door handle

Magnetic door

10mm Tempered glass

Air outlet

4000K Strip lighting

Sensor



Integrated socket

65W fast charging

Socket

Acoustic panel

No floor*



Installation Steps

1. Install the base



2. Install the walls on both sides synchronously



3. Install the top crossbeam



4. Install the backplate crossbeam



5. Install the top wall



6. Install the front glass



8. Install the internal soundproof panels



Color Schemes

Interior Finish Color

Acoustic Panel



Silver

Gray

Black



Cream White

Dark Blue

Blue



Frame Color



White

Black

Exterior Finish Color

PVC Film



White

Gray

Black



Green

Blue

Orange

Usage Scenario



Usage Scenario



Accessories

Conference Table



EPD-TB01

Product Size (WxD)

1200 x 600 mm / 47.2" x 23.6"

Material

Particle board

Suitable for

SPD404

EPD-TB01S

Product Size (WxD)

895 x 600 mm / 35.2" x 23.6"

Material

Particle board

Suitable for

MPD414-S

Desk



EPD-TB02S

Product Size (WxD)

1355 x 300 mm / 53.4" x 11.8"

Material

Rubber wood

Suitable for

EPD204

EPD-TB04

Product Size (WxD)

1150 x 400 mm / 45.3" x 15.8"

Material

Rubber wood

Suitable for

MPD214

Accessories

Shelf



PWF001

Product Size (WxDxH)

858 x 350 x 1980 mm
33.8" x 13.8" x 78.0"

Material

Melamine particleboard

Suitable for

All Models



PWF002

Product Size (WxDxH)

400 x 400 x 1980 mm
15.7" x 15.7" x 78.0"

Material

Melamine particleboard

Suitable for

All Models



PWF003

Product Size (WxDxH)

400 x 400 x 1980 mm
15.7" x 15.7" x 78.0"

Material

Melamine particleboard

Suitable for

All Models



PWF004

Product Size (WxDxH)

250 x 200 x 1980 mm
9.8" x 7.9" x 78.0"

Material

Melamine particleboard

Suitable for

All Models



PWF005

Product Size (WxDxH)

1200 x 450 x 2223 mm
47.2" x 17.7" x 87.5"

Material

Melamine particleboard

Suitable for

All Models

Finish Color

Exterior Finish Color (Optional)

PVC Film



White



Gray



Black



Green



Blue



Orange



Finish Color

Interior Finish Color (Optional)

Fabric



Gray

Cream White

Pink Brown



Tan

Dark Green

Green



Dark Blue

Light Blue



Finish Color

Interior Finish Color (Optional)

Acoustic Panel



Silver

Gray

Black



Cream White

Dark Blue


Blue



Contact Us

Reach out to our dedicated team for any inquiries, assistance, or information you need.

 admin@vsource.me

 Office 689, Albarsha First Building Dubai UAE

 www.vsource.me

 +971 50 934 9876, +86 152 1095 8547
